



The 2024 dates for Utilities Committee meetings are now set. The committee meets on the third Friday of each month – generally the Friday after the regularly scheduled monthly meeting of the Board of Overseers.

The committee meeting dates are as follows:

1/19, 2/16, 3/15, 4/19, 5/17, 6/21, 7/19, 8/16, 9/20, 10/18, 11/15, 12/20.

Utilities Committee meetings are at 2:30PM and can be joined in person in the Community Hall (downstairs) or online.

The agenda for each meeting follows a standard structure:

1. CALL TO ORDER
2. APPROVE MINUTES
3. SUPERINTENDENT'S REPORT
4. FINANCIAL REVIEW
5. OTHER BUSINESS.

To join a Utilities Committee meeting via Zoom [please click here](#).

Meeting ID: 829 6150 8196

Passcode: 912998

To dial-in via audio: Find your local number: <https://us02web.zoom.us/j/82961508196>

NVC Utilities Committee
Trustee Meeting
Community Hall and by Zoom link
Friday, April 19, 2024, 2:30 p.m.

Trustees Present: Jeffrey Wilt, Judy Metcalf, Brady Brim-Deforest, Casey Brown,
Trustees Absent: David Crofoot
Staff: Bill Paige, Trish Parker, Chuck Applebee

The April meeting of the NVC Utilities Trustees convened at 2:34. Utilities chair, Jeffrey Wilt called the meeting to order.

Community Comments – See attached comments read by Rachel Rosa

Approval of minutes:

Brady moved (Judy second) approval of minutes of March 15, 2024, minutes.

Superintendent Report:

- **During the March operating period there were no exceedances (see operating report)**
- Pumped first two tanks on each train on March 27, 2024
- Ordered a sludge judge – measure level of sludge in each tank –depth and color of sludge
- Discussion of forever chemicals – lowering of levels as referenced in recent NY Times article outlining new EPA rules. Will this impact our budget going forward? City of Belfast's levels are very low – non-detect. No PFAST testing required of Belfast at this time.

Other Business:

- The trustees will review a draft 2025 budget in May. We must consider the number of times we must pump to operate within our license. In addition, we should ensure the utilities budgets are in alignment with the general budget.
- 9 North Avenue – Does moratorium apply to that property or can they reconnect?
They retain right to hook up as not a new connection but must use up to date connection which meet current standards.

- Inter-local agreement between NVC Water Department and City of Belfast Water Department. Jeffrey will ask the Overseers to approve the updated agreement. Janae will sign as the NVC President.
- We must review the 2006 Utilities Ordinance.

The next meeting of the Trustees is a **May 17, 2:30 p.m.**, Community Hall and on-line (<https://us02web.zoom.us/j/82961508196?pwd=ekpzTlZcml3cnJEZmlHRmlwR3ZSZz09>)

The meeting adjourned at 3:07 p.m.

Respectfully submitted, Jeffrey Wilt, Chairman

Rachel Rosa
7 Auditorium Park
April 19, 2024

The March utilities bill contained a notice of a rate increase for the wastewater system. The notice says that the NVC wastewater rates “are in line with other systems our size.” This is no longer an accurate statement and misleads ratepayers. My comments in February informed you that a comparison of rates to sixteen other coastal communities’ places NVC at the top of the list. Since 2019 sewer rates have increased by \$582 annually and is nearly \$300 higher than other communities. I urge you to correct this misinformation to the public at the earliest opportunity.

Last month the Utilities Committee and the public were informed that fixed cost to the utility are 95.2% and variable costs 4.8%. Is that number for both water and sewer or a combined percentage? I remind the Committee that this is a comparable rate profile to other small utilities.

NVC is not unique in that way. NVC is only unique that for 39 years there has been no rate review of the wastewater system and has charged ratepayers a fixed fee across all ratepayers for all that time. Meanwhile a reliable estimate shows that in 2024 there are 70 residences living year round in the community and on the wastewater treatment system.

2025 Budget

There was little to no progress made to have a rate review in the 2024 budget, despite an approved motion to do so. I ask that the Utilities Committee consult with RCAP to schedule a rate review for both sewer and water and fund it for the 2025 budget year.

Initiate reserve accounts as recommended by RCAP for:

- Emergency and Critical Asset replacement (\$)
- Debt Service (1 year of commitment)
- Operations and Maintenance (2 months)
- Capitol Improvement (1% assets)

Reconsider water meter replacement and use bonding or reserves to prorate cost to the ratepayers for a longer time frame than one year. The service life of the meters is estimated at at least 15 years.

Thank you.

May 10, 2024

Utility Department Monthly Operating Report Sewer Department

April 2024 Effluent Monitoring Data

During the April operating period there were no exceedances. See performance table below for further details of the regulatory monitoring data, for the month April 2024.

See updated Flow, TSS and BOD Trend Charts at the end of this report.

WWTP Monthly Performance Table

Parameters	April	Mar.	Feb.	YTD Low	YTD Hi	YTD Ave	2023 Ave	DEP Limit	YTD Exceed-ances
Flow GPD	24406	43915	7748	7748	43915	23676	20449	63,000	0
Precip inches	3.66	10	1.01	1.01	10	4.15	n/a	n/a	0
TSS lbs/min	0.5	1	0.5	0.4	1	0.65	1.36	<76	0
TSS lbs max	2.7	3	0.7	0.7	3	2.0	3.09	report	0
TSS mg/l ave	7.6	6.0	11.8	6.0	11.8	7.8	10.6	<145	0
TSS mg/l max	9.7	7.7	16	7.7	16	10.3	12.9	report	0
TSS % removal	97.4	97.9	95.9	95.9	97.9	97.3	96.1	>50	0
BOD lbs/min	7	16	8.4	7	16	10.1	19.7	<107	0
BOD lbs max	52	190	12.3	12.3	190	76.6	65.6	report	0
BOD mg/l ave	147	170	222.5	147	222.5	182.9	178	<203	1
BOD mg/l max	240	350	270	240	350	275	259.1	report	0
BOD % removal	49.3	41.3	23.2	23.2	49.3	36.9	39.4	>30	1
pH low	6.7	6.7	6.7	6.7	6.7	6.7	6.7	>6.0	0
pH high	6.9	6.9	6.9	6.9	6.9	6.9	6.9	<9.0	0
St solids ml/l	0.1	0.1	0.1	0.1	0.1	0.1	0.1	report	0
TRC mg/l max	0.05	0.05	0.05	0.05	0.05	0.05	0.066	<0.3	0
Fecal cfu ave	<4	<4	<4	<4	<4	<4	<4	<14	0
Fecal cfu max	<4	<4	<4	<4	<4	<4	<4	<31	0
Enterococcus cfu ave	<4	n/a	n/a	<4	<4	<4	108	<8	0
Enterococcus cfu max	4	n/a	n/a	<4	4	<4	9680	<54	0
Hg ng/l ave	n/a	n/a	n/a	n/a	n/a	n/a	4.1	33.4	0
Hg ng/l max	n/a	n/a	n/a	n/a	n/a	n/a	4.1	50.1	0

1. Moore's Septage pumped first 2 tanks on each train Mar. 27th, 2024.
2. EPA renewal application was submitted on 11-29-23
3. There was 3.66 inches of rain in April
4. There was a single day flow recorded at 173, 800 gallons on 3-29-24 when we received 3.12 inches of rain and some snow melt

Drinking Water Department

April 2024 Production and Water Quality.

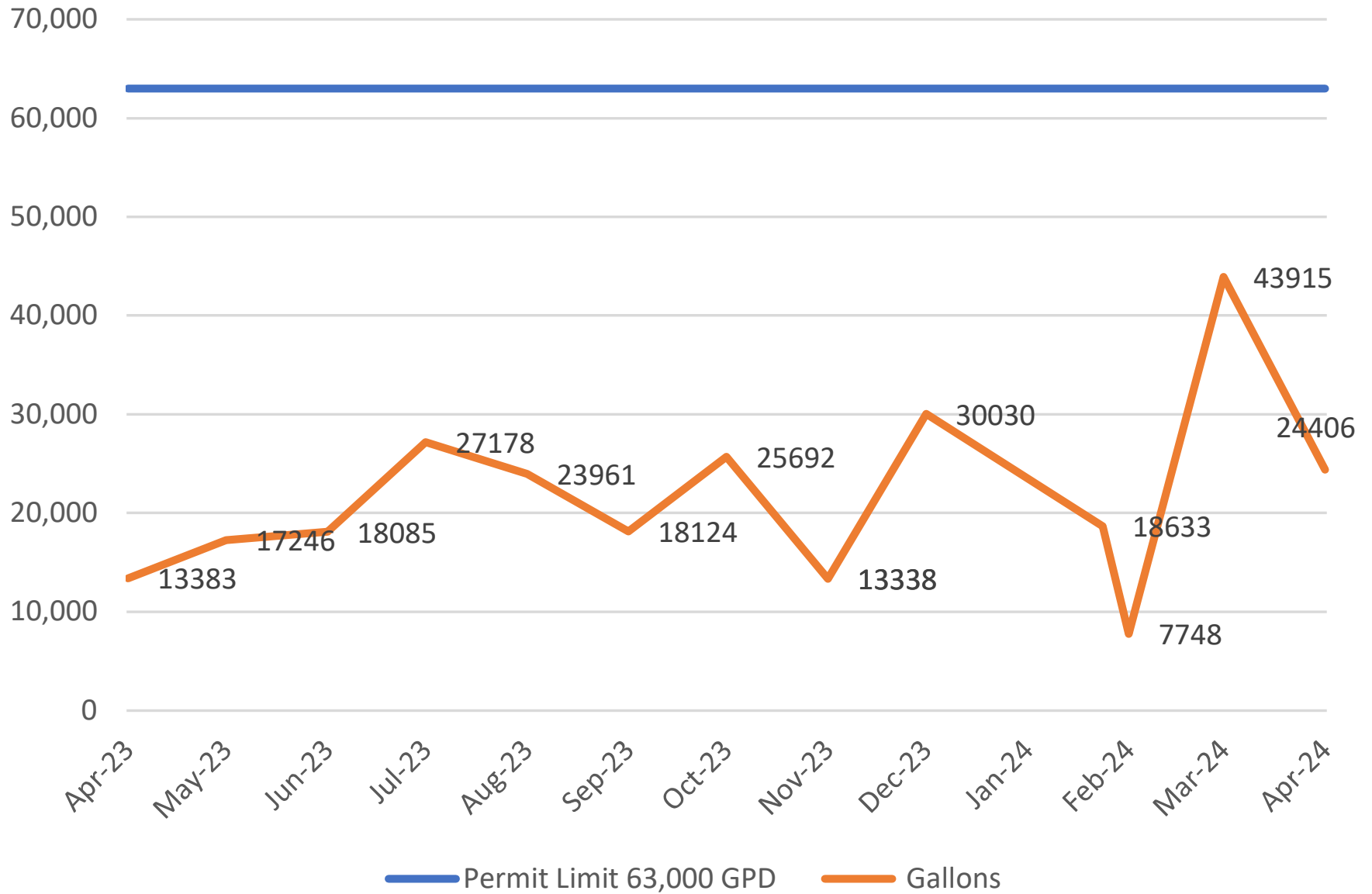
Purchased water for the month averaged **12092 gpd compared to 13763 gpd** for the same month in 2023. The weekly free chlorine residual in the drinking water ranged from 0.21 - 0.33 ppm/Cl² compared to the recommended goal of >.20 to <1.0 ppm/Cl² at the entry point to the distribution system. The EPA maximum concentration level (MCL) not to be exceeded for chlorine residual related to human health is 4.0 ppm. The monthly total coliform and e-coli water sample test results were both negative.

- 1. The new meter appears to be reading correctly after flushing on 4-26-24, there was most likely air interfering with the correct reading**
- 2. The new 6 inch meter was installed on Feb. 29th**
- 3. RCAP continues work on water rate increase**
- 4. 6 inch meter increase fire flows from 1000 gallon to 2000 gallons per minute**

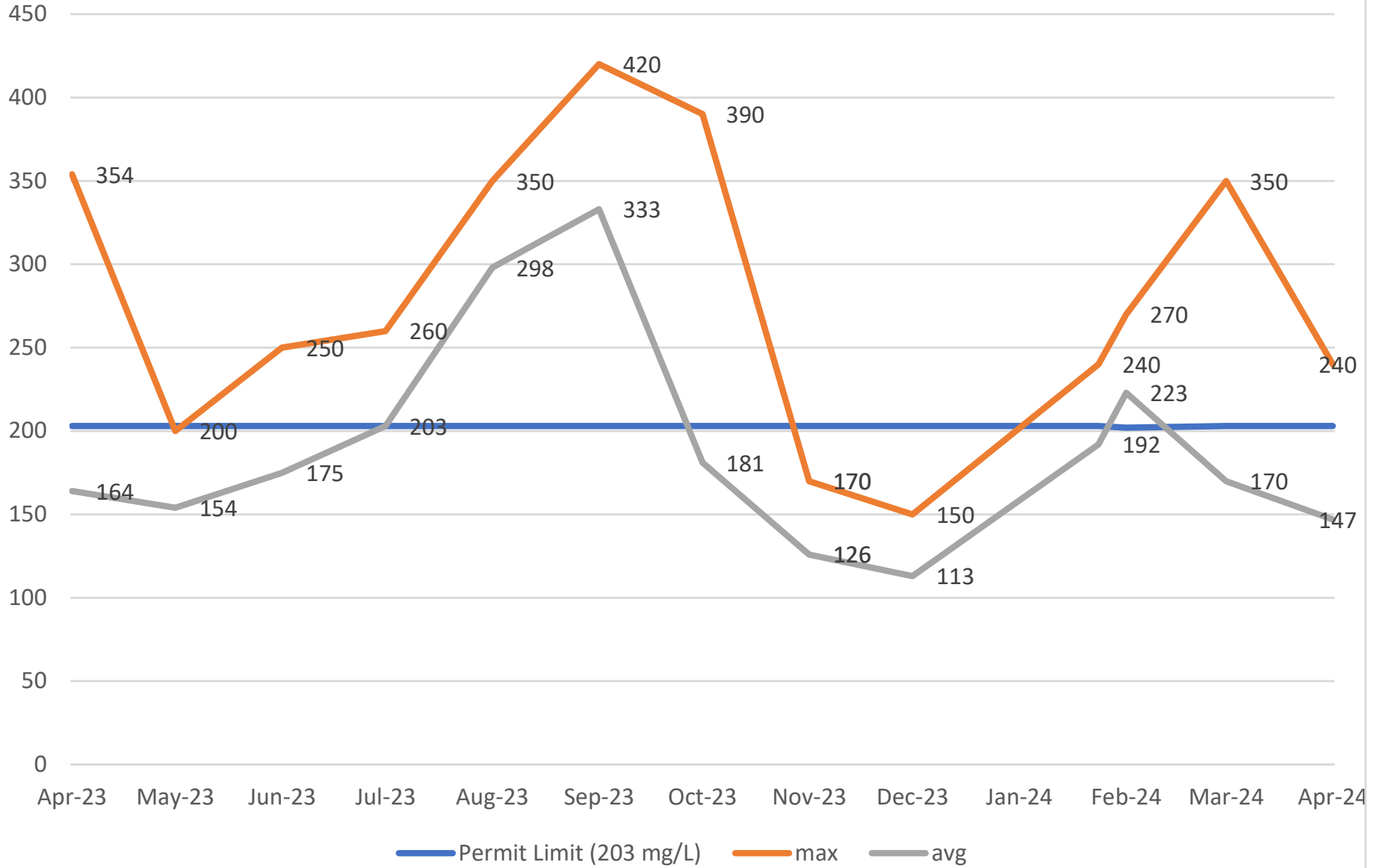
**April 23 - April 2024 Northport Village
Flow Bod TSS Data**

	Apr-23	May-23	Jun-23	Jul-23	Aug-23	Sep-23	Oct-23	Nov-23	Dec-23	Nov-23	Jan-24	Feb-24	Mar-24	Apr-24
Flow Avg														
Gals	13383	17246	18085	27178	23961	18124	25692	13338	30030	13338	18633	7748	43915	24406
BOD mg/l														
max	354	200	250	260	350	420	390	170	150	170	240	270	350	240
avg	164	154	175	203	298	333	181	126	113	126	192	223	170	147
TSS mg/l														
max	13	13	16	16	19	18	17	14	5.8	14	7.7	16	7.7	9.7
avg	9	9	12	15	17	15	8	8	4.6	8	6	11.8	6	7.6

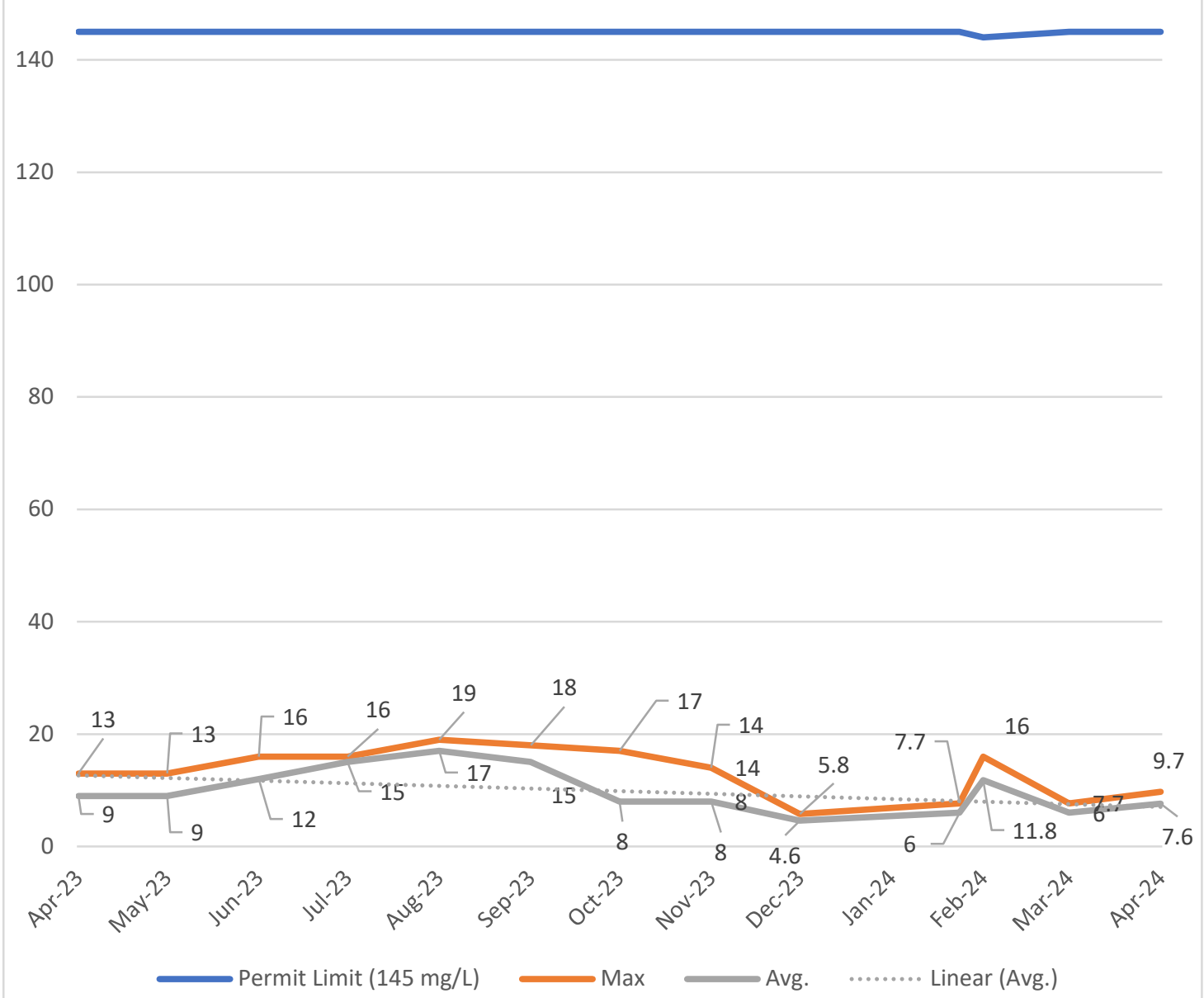
April 2023 - April 2024 Daily Flow Average



April 2023 - April 2024 BOD (mg/L)



April 2023 - April 2024 TSS (mg/L)



April Utility Billing Recap

March Billing Figures

Water Charges Billed \$ 52,401.36

Sewer Charges Billed \$ 94,733.82

Total \$147,135.18

(338 Total Bills Sent)

Balances as of April 29-2024

Water outstanding balances \$ 7,418.15

Sewer outstanding balances \$ 11,521.16

Total outstanding balances \$ 18,939.31

(42 Accounts still owe)

40 Disconnection Notices sent out.

21 Customers have paid as of 05-13-24.

19 Accounts still on Disconnection List as of 05-13-24

Balances as of May 13-2024

Water outstanding balances \$ 4,345.79

Sewer outstanding balances \$ 5,423.47

Total outstanding balances \$ 9,769.26

(19 Accounts still owe)